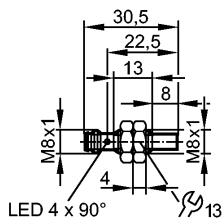


IE5422

IEB3004-APKG/V4/A/AS

Inductive sensors



Product characteristics

Inductive sensor
Metal thread M8 x 1
Connector
Sensing range 4 mm; [nf] non-flush mountable

Electrical data

Electrical design	DC PNP
Operating voltage [V]	10...30 DC; to PELV; "supply class 2" to cULus.
Current consumption [mA]	15 (24 V)
Protection class	III
Reverse polarity protection	yes

Outputs

Output function	Normally closed
Voltage drop [V]	< 2.5
Current rating [mA]	100
Short-circuit protection	pulsed
Overload protection	yes
Switching frequency [Hz]	800

Range

Sensing range [mm]	4
Real sensing range (Sr) [mm]	4 ± 10 %
Operating distance [mm]	0...3.25

Accuracy / deviations

Correction factors	mild steel = 1 / stainless steel approx. 0.7 / brass approx. 0.5 / Al approx. 0.4 / Cu approx. 0.3
Hysteresis [% of Sr]	1...20
Switch-point drift [% of Sr]	-10...10

Environment

Ambient temperature [°C]	-20...70
Protection	IP 65 / IP 67; with ifm socket duly screwed on

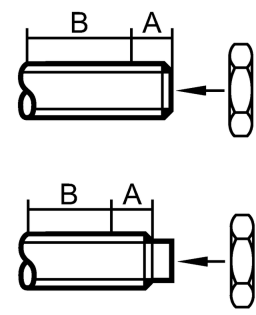
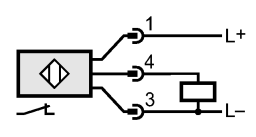
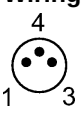
Tests / approvals

EMC	EN 55011 (Emission): class B EN 60947-5-2 EN 61000-4-2 ESD: 4 kV CD / 8 kV AD EN 61000-4-3 HF radiated: 10 V/m EN 61000-4-4 Burst: 2 kV EN 61000-4-5 Surge: 0.5 kV (line to line, Ri: 20hm) EN 61000-4-6 HF conducted: 10 V
MTTF [Years]	1809

IE5422

IEB3004-APKG/V4A/AS

Inductive sensors

Mechanical data		
Mounting		non-flush mountable
Housing materials		housing: high-grade stainless steel; cover: LCP orange; lock nuts: high-grade stainless steel
Installation		
Tightening torque	[Nm]	≤ 2 (A = 5 mm) ≤ 6 (B)
Weight	[kg]	0.015
Displays / operating elements		
Output status indication	LED	yellow (4 x 90°)
Electrical connection		
Connection		M8 connector
Wiring		
		
Accessories		
Accessories (included)		2 lock nuts
Remarks		
Pack quantity	[piece]	1